

CAPITAL VALLEY IPSSA CHAPTER

Water Watcher

JULY 2020

Mark your calendar!

Next Chapter Meeting:

August 5, 2020
Hasa

VFW Hall
8990 Kruitof Way
Fair Oaks, 95628
6:30 Dinner
7:00 Meeting

Upcoming Meetings & Events:

July - Dark

September 11-13th
Santa's Summer Get Away

December 18th
Christmas Party

Inside this issue:

Sick Route, Membership, News	2
Vendor Info and Specials	3
Calendar	6
Chapter Important Numbers	7
Chapter Supporter Contact List	8

President's Message

The heat has now come once again to cause us to change how we service our pools and how we should try and protect ourselves from the heat. I always bring a cooler full of ice and bottled water, and drink ten to twelve bottles a day. Another thing you can do is start your route earlier in the morning. If you call your customers ahead, I don't think they would mind if you started their service at 6:00 am or 6:30 am to beat the heat. Wearing a good sun hat will help keep you cool as well. Try to finish your route by 2:00 pm. The hottest part of the day is around 3:00 to 4:00 pm. Try to do your phone calls or office work in the afternoon.


As for the pool, there are 7 things I would recommend checking during the heat this summer.

1. Run the pool filter timer at least 8 hours a day for single speed pumps and 10 to 12 hours for VS pumps at low RPM. Start the run cycle around 6:00am or earlier.
2. Make sure the filter stays clean or replace it if needed. (This saves you money on chemical usage).
3. Keep at least 2 chlorine tabs in the floater or chlorinator.
4. Keep the chlorine level around 4.0 or leave your customer some extra chlorine to use during the end of the week.
5. Make sure the conditioner level is high enough to hold the chlorine. Some pools need a higher level than others. For example, salt pools need to be 60ppm to 80ppm.
6. Keep the pH at 7.4. Chlorine is more active at 7.4 than at 7.8.
7. Check the phosphate numbers and keep them in the recommended range. High levels will cause algae growth and more chemical usage.

'Til next time, keep it clear.

Scott Houseman,
President

scott@leisuretimepool.com



Sick Route

No one is out sick or injured.

Thank you for your support.

We still need someone to step-up and become our next Sick Route chairman. This is a great opportunity to give back to your chapter in a very vital way.

This position doesn't require a lot of time, until someone is out sick or injured. Fortunately, for our chapter, that is maybe once or twice a year.

Contact Scott for more information.

Membership

For membership information please contact:

Mike Assenza

Membership Chairman

916-837-8525

mike@rivercitypoolcare.com

For Sale:

Due to the generosity of our supporters, we have a limited number of products that were donated to support our fundraising efforts.

- Polaris TR28P Sweep - \$450
- Pentair 320 Filter - \$610
- Pentair Rebel Sweep - \$370
- Pentair Legend (LL505G) - \$435

Call Scott Houseman, 916-638-4100

New, Original System 3 450 Cartridges - \$450

Innovative Pool Products Relay (IPP-100) \$40

Call Jack Emlay, 916-764-7852

IntelliConnect For Sale

New in a box, Pentair IntelliConnect. Box seal has been opened, but it has not been used. \$190 (wholesale \$246)

Contact Tom Pliczka @ 916-791-1221.



Contractor Bills Gain Approval

With the California State Legislature back in session, there are several bills regarding various issues of interest to the swimming pool and spa industry that are moving through the legislative process.

Due to the coronavirus pandemic, legislators have been asked to substantially limit their bill package, only pursue bills that relate to COVID-19, wildfire issues, and others where there is an urgency to address the subject matter.

Some key bills of interest that have passed policy and fiscal committees and are now being voted upon on the floor of each house are as follows:

- Extends the filing period with the DoL Labor Standards Enforcement (DLSE) to one year for complaints
- Streamlines the process for allowing contractors to receive a retroactive license renewal
- The registrar for the California CSLB may contract with a public or private organization to conduct or administer license examinations
- and many more...

To read the full article:

<https://thecpsa.org/contractor-bills-gain-approval/>

NEWSLETTER CONTENT

What tips do you have to share??

What problems have you encountered this year?

Did you have a really great picture of an account you would like to share? Safety warnings? Local water news? Pools or equipment for sale? Events? PLEASE share!

Want to write an article, submit chapter pictures, or have news to share? Please send it to

mike@rivercitypoolcare.com

by the 20th to be included.

Want to help with this or many other volunteer positions?

Contact one of our Board Members or Committee Chairmen today!

BURKETT'S

POOL PLASTERING, INC.
Specializing in Pool Remodeling

Put our experience to work for you!

More than 40,000 pools plastered
and over 15,000 fully remodeled!

We specialize in:

- Waterfalls, Water Features and Spa Additions
- Professional Masonry and Tile
- Concrete Deck Removal and Replacement
- Pool Shallowing and Acapulco Bench Additions
- BBQ Islands, Grills, Fire Pits
- Pool and Spa Replumbing, Skimmer Replacement
- Energy Efficient Equipment and Solar Heating
- Automatic Pool Covers and Fabric Replacement
- Plumbing and Leak Repair Services



All work completed in-house

In 1989, Rob Burkett launched Burkett's Pool Plastering with three employees and his wife Dianne, running the home office. Today, we've grown to more than 200 employees who are dedicated to creating your ultimate backyard environment. When it comes to pool renovation and resurfacing, we're here to exceed your expectations. With competitive pricing and crews that take pride in their work, we treat your family like our family.



Let us help you begin the discovery
of your new backyard today!

Call today! (800) 517-3115 or visit www.burkettspoolplastering.com

Chapter Speakers Schedule for 2020

Chapter Supporters - We have featured speaker spots available for 2020.

This is the schedule as planned, thus far. If you are a chapter supporter and would like to speak during one of the available months, or if you are a member with suggestions for speakers or topics, please email Tom Pliczka at service@rosevillepoolservice.com

Planned Meeting Schedule - 2020

Jan - Dark	July - Dark
Feb - Pool & Hot Tub Alliance	Aug - Hasa
March - Fluidra	Sept - Available
April - Cancelled	Oct - American Leak
May - Cancelled	Nov - Available
June - Cancelled	Dec - Christmas Party

SDX2 HIGH FLOW SAFETY DRAIN

WHEN SAFETY MATTERS MOST OF ALL.

THE ORIGINAL SUPPLESS
VGB COMPLIANT
HIGH FLOW SAFETY DRAIN



Pool Covers Inc.

Lic. # 497489

Specialists In Safety Swimming Pool Products
800-662-7665

THANK YOU

YOU CAN GET CASH !



with Pool Covers, Inc.

GETTING Cash Is Easy !!

Just refer a customer to us that is interested in the highest quality pool safety products on the market today.

We make the sale... you get the cash !
Must Mention Flyer When Calling In Referral !

- ❖ Automatic Pool Covers = \$350
- ❖ Man Fastener/Track Man = \$200
- ❖ Unit Conversions = \$200
- ❖ Recovers = \$100
- ❖ Aluminum Spa Covers = \$100



Dive Into the BIG FIVE PROMOTION!

We're making a big splash with the Big Five Promotion. From May 26 through July 26, the more you buy, the bigger your rebate of up to \$600. Come and dive in, today!

Featuring:



- Buy Any **TWO** Different Products Listed and Receive a **\$100 Rebate**
- Buy Any **THREE** Different Products Listed and Receive a **\$250 Rebate**
- Buy Any **FOUR** Different Products Listed and Receive a **\$400 Rebate**
- Buy Any **FIVE** Different Products Listed and Receive a **\$600 Rebate**

The qualifying items include the purchase of two or more of the following products on a single invoice: Whisper FloXF YS & Max-E-ProXF YS, ETI 400 High-Efficiency Heater, UltraTemp ETI Hybrid Pool Heater, BioShield UV Sterilizer or an automation system, including EasyTouch, IntelliTouch or IntelliCenter.

See reverse side for program details.

PENTAIR.COM

From Outdoor Pools to Indoor Surfaces

Sodium Hypochlorite Is Available for Multi-Use Sanitization of Homes and Offices

Recommended for Bathrooms, Floors and Nonporous Non-Food Contact Surfaces



Household Bleach [Sodium Hypochlorite] Can Be Used for Disinfecting Home Surfaces, according to the CDC

The Centers for Disease Control and Prevention (CDC) recommends the following for homes to help prevent the spread of COVID-19.*

Clean and Disinfect

- Clean and disinfect frequently touched surfaces daily. This includes tables, doorknobs, light switches, countertops, handles, desks, phones, keyboards, toilets, faucets, and sinks.
- If surfaces are dirty, clean them. Use detergent or soap and water prior to disinfection.
- Then, use a household disinfectant. Most common EPA-registered household disinfectants will work.

Surface Sanitization

- Diluted household bleach solutions may be used if appropriate for the surface.
- Check the label to see if your bleach is intended for disinfection, and ensure the product is not past its expiration date. Some bleaches, such as those designed for safe use on colored clothing or for whitening, may not be suitable for disinfection.
- Unexpired household bleach will be effective against coronaviruses when properly diluted.
- Always follow the manufacturer's instructions for application and proper ventilation. Never mix household bleach with ammonia or any other cleanser.
- Leave solution on the surface for at least 1 minute.

*According to CDC guidance about "Cleaning and Disinfecting Your Home," as of 4/27/20

Did you know?

Industrial and swimming pool strength versions of bleach, such as HASA Sani-Clor® and Hasachlor®, can be used at different dilutions to serve as effective disinfectants for indoor surfaces.



TRIVAC 700 DOUBLE-UP DEAL

ENDS JULY 31, 2020

A 2-for-1 deal on our 2-in-1 pressure cleaner.

EXPERT LINE NOT SOLD ONLINE



TRIVAC 700 SKIMS THE WATER'S SURFACE AND VACUUMS THE FLOOR AND WALLS.

HAYWARD.COM/TRIVAC

UP TO \$1500 FREE VALUE

BUY TRIVAC 700s GET BOOSTER PUMPS FREE



*One free Booster Pump per Trivac 700 purchase, with a minimum purchase of 3 and a maximum purchase of 5 per dealer. Ask your representative for details.

Eligible Products: Trivac 700 (TPV700C), Booster Pump 6060A, HSP30060A

Hayward, Hayward & Design, the H logo and Trivac are registered trademarks of Hayward Industries, Inc. © 2020 Hayward Industries, Inc.



How to Make a Bleach Disinfecting Solution According to CDC Recommendations

Mix 5 tablespoons (1/3 cup) bleach per gallon of water OR 4 teaspoons bleach per quart of water.

Please visit [CDC.gov/Coronavirus](https://www.cdc.gov/coronavirus) and click on How to Protect Yourself and then "Cleaning and Disinfecting Your Home" for more guidance.



Regular household bleach is liquid sodium hypochlorite and is available in several strengths for many household and industrial uses.* The CDC recommendation for making a disinfecting solution assumes a 6% strength household bleach.

*HASA Sani-Clor® is a 12.5% strength sodium hypochlorite bleach that has been used in swimming pools to sanitize and disinfect since 1964. It consists of the same molecule used to make store bought household bleach. The difference is that it is manufactured at a higher concentration. It can be used to make a disinfection solution for indoor use as recommended by the CDC.

The CDC recommended bleach doses shown above would simply be cut in half to make the bleach solution from 12.5% sodium hypochlorite. For best results, always follow the EPA registered label instructions for the product that is used for dilution.

Table of Liquid Measurements	1 Tbsp. = 3 tsp.	1 cup = 8 fl.oz.	1 qt. = 2 pt.	3.79 liters = 1 gal.	128 fl.oz. = 1 gal.
	2 Tbsp. = 1 fl.oz.	2 cups = 1 pt.	4 qt. = 1 gal.	29.57 ml = 1 fl.oz.	32 fl.oz. = 4 cups

For more information, please visit [HasaPool.com](https://www.hasapool.com)

HASA Sani-Clor®

Alternate Use Instructions for Sanitization of Nonporous Non-Food Contact Surfaces

Active Ingredient:

Sodium Hypochlorite: 12.5%
Other Ingredients: 87.5%
Total: 100.0%

KEEP OUT OF REACH OF CHILDREN

Manufactured by: Hasa Inc., 23119 Dayton St., San Jose, CA 95130

EPA Reg. No. 10897-4

EPA Est. No. 10897-CA-1, 10897-CA-2, 10897-CA-3, 10897-CA-4, 10897-CA-5, 10897-CA-6, 10897-CA-7, 10897-CA-8, 10897-CA-9, 10897-CA-10, 10897-CA-11, 10897-CA-12, 10897-CA-13, 10897-CA-14, 10897-CA-15, 10897-CA-16, 10897-CA-17, 10897-CA-18, 10897-CA-19, 10897-CA-20, 10897-CA-21, 10897-CA-22, 10897-CA-23, 10897-CA-24, 10897-CA-25, 10897-CA-26, 10897-CA-27, 10897-CA-28, 10897-CA-29, 10897-CA-30, 10897-CA-31, 10897-CA-32, 10897-CA-33, 10897-CA-34, 10897-CA-35, 10897-CA-36, 10897-CA-37, 10897-CA-38, 10897-CA-39, 10897-CA-40, 10897-CA-41, 10897-CA-42, 10897-CA-43, 10897-CA-44, 10897-CA-45, 10897-CA-46, 10897-CA-47, 10897-CA-48, 10897-CA-49, 10897-CA-50, 10897-CA-51, 10897-CA-52, 10897-CA-53, 10897-CA-54, 10897-CA-55, 10897-CA-56, 10897-CA-57, 10897-CA-58, 10897-CA-59, 10897-CA-60, 10897-CA-61, 10897-CA-62, 10897-CA-63, 10897-CA-64, 10897-CA-65, 10897-CA-66, 10897-CA-67, 10897-CA-68, 10897-CA-69, 10897-CA-70, 10897-CA-71, 10897-CA-72, 10897-CA-73, 10897-CA-74, 10897-CA-75, 10897-CA-76, 10897-CA-77, 10897-CA-78, 10897-CA-79, 10897-CA-80, 10897-CA-81, 10897-CA-82, 10897-CA-83, 10897-CA-84, 10897-CA-85, 10897-CA-86, 10897-CA-87, 10897-CA-88, 10897-CA-89, 10897-CA-90, 10897-CA-91, 10897-CA-92, 10897-CA-93, 10897-CA-94, 10897-CA-95, 10897-CA-96, 10897-CA-97, 10897-CA-98, 10897-CA-99, 10897-CA-100

Read Entire Label Before Using This Product

PRECAUTIONARY STATEMENTS

HAZARD TO HUMANS AND DOMESTIC ANIMALS

DANGER: CORROSIVE. Causes eye damage. Harmful if swallowed or absorbed through skin. Do not get into eyes, on skin, or on clothing. Wear safety glasses, goggles, or face shield, protective clothing, and rubber gloves when handling this product. Wash thoroughly with soap and water after handling and before eating, drinking, chewing gum, using tobacco, or using the toilet. Remove and wash contaminated clothing before reuse. Avoid breathing vapors. Vapors from concentrated areas in warm areas possible. Do not store until completely dry. Do not dispose.

ENVIRONMENTAL PRECAUTIONS

This product is toxic to fish and aquatic organisms. Do not discharge effluent containing this product into lakes, streams, ponds, rivers, creeks, or other waters unless in accordance with the requirements of a National Pollution Discharge Elimination System (NPDES) permit and the permitting authority has been notified of discharges to be discharged. Do not discharge effluent containing this product to sewer systems without previously notifying the local sewer treatment plant authority. For guidance, contact your State Water Board or Regional Office of the USEPA.

PHYSICAL AND CHEMICAL HAZARDS

STRONG OXIDIZING AGENT. May only mix with water according to label directions. Do not mix with other chemicals. Mixing this product with chemicals (e.g., ammonia, acids, detergents, etc.) or organic matter (e.g., urine, feces, etc.) will release chlorine gas, which is irritating to eyes, lungs, and mucous membranes.

STORAGE AND DISPOSAL

STORAGE: Keep this product in a tightly closed metal container when not in use. Store in a cool, dry well-ventilated area, away from direct sunlight and heat to avoid deterioration.

CONTAINER HANDLING: Suitable containers must be clearly labeled with product only. Do not reuse this container for any other purpose. This is toxic or irritant if recycled if available.

DIRECTIONS FOR USE

In a well-ventilated area, use this product in a warm environment with labeling. Note: This product degrades with age and exposure to sunlight without this chlorine level and increase dosage as necessary to obtain the required level of available chlorine.

DISINFECTING OF NONPOROUS NON-FOOD CONTACT SURFACES

RINSING METHOD: Prepare a disinfecting solution by thoroughly mixing 1/3 cup of this product with 10 gallons of water to provide approximately 100 ppm available chlorine by weight. Clean equipment surfaces in the normal manner. Then use one cup of solution throughout the disinfecting solution, maintaining contact with the solution for at least 10 minutes. Do not rinse equipment with water after treatment and do not wash equipment overnight.

IMMERSION METHOD: Prepare a disinfecting solution by thoroughly mixing one immersion tank (1.6 L) of this product with 10 gallons of water to provide approximately 100 ppm available chlorine by weight. Clean equipment in the normal manner. Then use one immersion tank in the disinfecting solution for at least 10 minutes and allow the solution to drain. Do not reuse equipment without a thorough rinse.

LAUNDRY SANITIZERS

WASHING CLOTHES: Thoroughly mix 2 fl. oz. of this product to 10 gallons of washwater to provide 200 ppm available chlorine. Wash 5 minutes, then add soap detergent. Immerse laundry for at least 15 minutes prior to starting the wash/dry cycle.

WASHING BEDS: Thoroughly mix 2 fl. oz. of this product to 10 gallons of washwater containing clothes to provide 200 ppm available chlorine. Wash 5 minutes then add soap or detergent and start the wash/dry cycle.

FIRST AID

IF IN EYES: Hold eyes open and immediately and gently wash eyes for 15-20 minutes. Remove contact lenses, if present, after the first 5 minutes, then continue rinsing eye. Call a poison control center or doctor for treatment advice.

IF ON SKIN OR CLOTHING: Take off contaminated clothing. Wash thoroughly with plenty of water for 15-20 minutes. Call a poison control center or doctor for treatment advice.

IF SWALLOWED: Have person sip a glass of water if able to swallow. Do not induce vomiting unless told to do so by a poison control center or doctor. Do not get anything into mouth or on face.

NOTICE TO PHYSICIAN

Have the product container or label available when calling a poison control center or doctor, or going to hospital. You may also contact 1-800-451-4515 for emergency medical treatment information.

Preclude reuse of damaged containers. Do not use for anything else.



We're proud to have been installing
SOLAR POOL HEATING
 systems for *almost 4 decades.*

REFERRAL FEES AVAILABLE!
 Solar Pool Heating • Solar Electric
 Solar Hot Water • Superior Service
 Call Jack Stanger: (916) 802-1830
AZTECSOLAR.COM



The Ultimate Pool Water and Surface Protection Program



Pooltec® 3-in-1 Pool Water Treatment
 (algaeicide-clarifier-chlorine booster)

- Easiest way to keep pool water pristine clean, crystal clear and algae-free with little or no effort.
- Kills and prevents green, yellow and black algae.
- Creates ultra-clear pool water.
- Boosts chlorine effectiveness.
- Only 4 to 6 oz. weekly per 10,000 gallons.

Beautec® Scale-Stain-Scum-Salt Cell Controller
 (multi-scale, multi-stain, salt cell and oil/scum control)

- Prevents both soft & hard scale, stains and oil-scum buildup.
- Removes waterline oil-scum and calcium buildup.
- De-scales salt cell generators and keeps them clean.
- Strong protection to keep pool surfaces clean and beautiful.
- Only 1 to 2 bottles per year per 10,000 gallons.

Tel: 1-559-299-7660 Toll-Free: 1-800-289-766

www.easycarewater.com

PURCHASE BETWEEN
 March 16, 2020 – September 7, 2020



\$200 SAVINGS

ON POLARIS PRESSURE-SIDE
 POOL CLEANERS



... GET A \$200 REBATE ...
 on the Polaris Quattro® Sport



... GET A \$200 REBATE ...
 on the Polaris 3900 Sport

Offer applies only to Polaris Quattro Sport
 and Polaris 3900 Sport; terms and conditions apply.





SunUp - Swimming Pool Solar

- The SunUp panel is manufactured by UMA Solar, the # 1 manufacturer of swimming pool solar panels in the world!
- Designed to resist hurricane force winds
- One piece "over molded" construction of the header and tubes eliminates welds and leaks
- Patented individual tube design allows for expansion and contraction, eliminating cracks and leaks
- Innovative mounting hardware eliminates the need for rubber hoses, metal clamps and multiple straps across the panel which will reduce the number of roof penetrations

*PLEASE CONTACT JOHN KIES – ELM DISTRIBUTION (916) 342-0782

JULY 2020



SUN	MON	TUE	WED	THU	FRI	SAT
			1	2	3	4 
5	6	7	8	9	10	11
12	13	14	15 	16	17	18
19	20	21	22	23	24	25
26	27	28	29	30	31	

Santa's Summer Get Away - September 11-13

AUGUST 2020

SUN	MON	TUE	WED	THU	FRI	SAT
						1
2	3	4	5 CVIPSSA Chapter Meeting	6	7	8
9	10	11	12 CVIPSSA Board Meeting	13	14	15
16	17	18	19	20	21	22
23	24	25	26	27	28	29
30	31					



Insurance Membership Education Networking Friendship

www.cvipssa.com

www.facebook.com/CapitalValleyIpssa

Newsletter Editor:

Mike Assenza

Phone: 916-837-8525

mike@rivercitypoolcare.com

Chapter Mailing Address:

Capital Valley IPSSA

P.O. Box 1944

Orangevale, CA 95662

Capital Valley IPSSA Chapter - Board of Directors

Scott Houseman, President (916) 638-4100 scott@leisuretimepool.com

Bill Palmer, Vice President (916) 202-6389 bill@allamericanpools.org

Jim Severin, Secretary (916) 723-4689 deltabreezepoolservice@yahoo.com

Jack Emlay, Treasurer (530) 644-7750 jjemlay@comcast.net

Other Important Contacts

Mike Assenza Membership (916) 837-8525 mike@rivercitypoolcare.com

Tom Pliczka Program Chairman (916) 791-1221 service@rosevillepoolservice.com

Mike Assenza Newsletter (916) 837-8525 mike@rivercitypoolcare.com

Marian Pliczka Website service@rosevillepoolservice.com

David Hawes Region 1 Director (925) 828-7665 info@hhpools.com

Rose Smoot IPSSA Corporate (888) 360-9505 x2 rose@ipssa.com

IPSSA Member Services (888) 360-9505 x1 memberservices@ipssa.com

Insurance Billing Cramer & Associates (844) 574-1134 insurance@cramercpa.com

HUB Insurance Info & Certificates (800) 833-3433

Carole Dittmer FPSIE Education Center (916) 922-8895 carole@fpsie.org

Jennifer Farwell Pool & Hot Tub Alliance (916) 628-9963 jfarwell@phta.org

Chapter Standing Rules at www.cvipssa.com



Thank you from Capital Valley IPSSA Chapter!

Please get to know our Chapter Supporters

They are here to help you be your best

Chapter Supporters	Contact	Phone	Email
American Leak Detection	Monte Routon	(916) 331-6443	monte@americanleakdetect.com
Aztec Solar	Jack Stanger	(916) 853-2700	jack@aztecsolar.com
Burkett's Pool Plastering	Jason Steenburgh	(209) 595-6016	burkettsjason@gmail.com
Blake Sales Associates	Brian Duyanovich	(916) 529-0806	bduyanovich@blakesales.net
Contractors State License Schools	Stephanie Williams-Malik	(888) 330-3346 ext 112	stephaniew@cslscorp.com
Cramer & Associates, CPA	Jay Lang	(916) 864-4272	jay@cramercpa.com
Deck-O-Seal	Patrick Raney	(916) 806-8924	praney@wrmeadows.com
EasyCare Products	Rodney MacDowell	(925) 222-8557	rmacdowell@easycarewater.com
ELM Distribution	John Kies	(916) 342-0782	john@elmdistribution.com
Fluidra	Nic Benny	(916) 599-4369	nbenny@fluidra.com
Hasa Chemicals	Dave Shepard	(916) 949-2662	daveshepard@hasapool.com
Hayward Pool Products	Ryan O'Riley	(916) 880-0174	roriley@hayward.com
Leisure Supply	Roger Jones	(916) 614-9500	rejones@kellersupply.com
Natural Chemistry	Charlie Tuttle	(302) 345-5435	charlie@ncbrands.com
Paramount Pool & Spa Systems	John Anderson	(925) 595-7516	janderson@1paramount.com
Pentair	Lorne Early	(916) 284-9774	lorne.early@pentair.com
Pentair	Darrin Dillree	(530) 301-1579	Darrin.dillree@pentair.com
Pool Covers, Inc.	Cheryl MacLennan	(800) 662-7665	cmaclennan@poolcoversinc.com
Pool Time Plaster and Tile	Joe Pagluica	(916) 601-8600	joepooltime@aol.com
Ray-Pak	Matt Anderson	(916) 767-8185	Matt.Anderson@raypak.com
SCP, Rancho Cordova	Jordon Reynolds	(916) 501-7825	Jordan.reynolds@scppool.com
SCP, Rocklin	Ernie Weigum	(916) 408-2700	ernest.weigum@poolcorp.com
SCP, Sacramento	Mitch Miles	(916) 257-2669	mitchell.miles@poolcorp.com
Superior Pool Products	Doug Anthony	(916) 416-9344	douglas.anthony@poolcorp.com
Thornburg Enterprises, Inc.	Kirk Wissbaum	(503) 804-9303	Kirk_w@bcsreps.com
United Chemical Corporation	Rick Hild	(951) 818-5852	r.hild@unitedchemicalcorp.com
Valley Leak Detection	Jeff Smith	(916) 532-2162	valleyleakdetection@gmail.com

Chapter Supporters that are interested in submitting an article or news, please e-mail info and artwork to mike@rivercitypoolcare.com. The deadline is the 25th of the month for the following months issue.