



CAPITAL VALLEY IPSSA CHAPTER

Water Watcher

AUGUST 2020

Mark your calendar!

Next Chapter Meeting:

Hopefully in 2020

VFW Hall
8990 Kruitof Way
Fair Oaks, 95628
6:30 Dinner
7:00 Meeting

Upcoming Meetings & Events:

Santa's Summer Get Away
Canceled

Pool Industry Expo (PIE)
Canceled

December 18th
Christmas Party

Inside this issue:

Sick Route, Membership, News	2
Vendor Info and Specials	3
Calendar	7
Chapter Important Numbers	8
Chapter Supporter Contact List	9

President's Message

Have a great August!

Where did the summer go? This season has gone super-fast! Kids will be going back to school (sort of) this month, yet the pools will still be used, so don't let up on the chemicals or filter cleans. Keep your filter pumps running the correct hours to accomplish at least 1 turn over per day. There are plenty of days, weekend parties, and Labor Day ahead for the pools to get heavy usage!

We are postponing our monthly meeting in August and our board meeting due to membership safety and COVID-19. We will have to see how and when California is more stable with opening businesses and restrictions regarding people meeting in groups. We want to make sure we are protecting our Membership and Chapter Supporters.

Santa's Summer Getaway Update

We canceled Santa's Summer Getaway for 2020 due to restrictions with Sly Park and with COVID-19.


Pool Industry Expo (PIE) Update

Following increased and overwhelming concerns about the COVID-19 virus, the Expo staff has canceled the 2020 expo.

'Til next time, keep it clear.

Scott Houseman,
President

scott@leisuretimepool.com



Sick Route

No one is out sick or injured.

Thank you for your support.

We still need someone to step-up and become our next Sick Route chairman. This is a great opportunity to give back to your chapter in a very vital way.

This position doesn't require a lot of time, until someone is out sick or injured. Fortunately, for our chapter, that is maybe once or twice a year.

Contact Scott for more information.

Membership

For membership information please contact:

Mike Assenza

Membership Chairman

916-837-8525

mike@rivercitypoolcare.com



CPSA Summer Recess Report

AB 1035 (Ramos) COVID-19 emergency: small businesses: immunity from civil liability.

Summary: This bill would exempt a small business with 25 or fewer employees from liability for an injury or illness to a person due to coronavirus (COVID-19) based on a claim that the person contracted COVID-19 while at that small business, or due to the actions of that small business.

AB 2999 (Low) Employees: bereavement leave.

Summary: This bill would enact the Bereavement Leave Act of 2020 to require an employer to grant an employee up to 10 business days of unpaid bereavement leave upon the death of a spouse, child, parent, sibling, grandparent, grandchild, or domestic partner, in accordance with certain procedures, and subject to certain exclusions.

To read the full article:

<https://thecpsa.org/cpsa-2020-summer-recess-report/>

For Sale:

Due to the generosity of our supporters, we have a limited number of products that were donated to support our fundraising efforts.

- Pentair 320 Filter - \$610
- Pentair Rebel Sweep - \$370
- Pentair Legend (LL505G) - \$435

Call Scott Houseman, 916-638-4100

Innovative Pool Products Relay (IPP-100) \$40

Call Jack Emlay, 916-764-7852

IntelliConnect For Sale

New in a box, Pentair IntelliConnect. Box seal has been opened, but it has not been used. \$190 (wholesale \$246)

Contact Tom Pliczka @ 916-791-1221.

For Sale - Demonstration Pump (Never Used)
Waterway Pump Housing 315-1400 with A.O. Smith
Variable Speed Motor



Out of Box Special:
No box or instructions

[Questions/Offers - Email Phil Gelhaus](#)



NEWSLETTER CONTENT

What tips do you have to share??

What problems have you encountered this year?

Did you have a really great picture of an account you would like to share? Safety warnings? Local water news? Pools or equipment for sale? Events?

PLEASE share!

Want to write an article, submit chapter pictures, or have news to share? Please send it to

mike@rivercitypoolcare.com

by the 20th to be included.

Want to help with this or many other volunteer positions?

Contact one of our Board Members or Committee Chairmen today!

Education:

A Message from Monte...

The Phantom Leak

Occasionally, American Leak Detection Sacramento is called out to find a pool leak but...it isn't a leak at all. There are times that the auto-fill canister float isn't set correctly, which results in water being constantly added to a pool.

Capital Valley IPSSA members know as well as anyone that when water is constantly added to a pool, the chemicals get diluted and makes the pool appear to have a leak. Obviously, if the auto-fill supply line is turned off and the water level drops (exceeding regular evaporation) there is a leak and a leak detection appointment should be scheduled. But, if the auto supply line is shut and there is no water loss, an adjustment to the float could be in order. Also, overflow pipes can also be set incorrectly in the auto fill canister, allowing water to leak down lower than is necessary.

Overflow lines that are set below the water line on the pool wall, and have an anti-siphon loop in the pipe, can sometimes fail to break the siphon and continue to lower the level of the pool. This scenario is more likely to occur if there is an intense rainstorm and the water level in the pool rises very quickly, not allowing the anti-siphon loop to work correctly.

AMERICAN LEAK DETECTION SACRAMENTO

The **Original** Leak Specialists

(916) 331-6443

(916) 765-5734 (cell)

www.americanleakdetect.com

monte@americanleakdetect.com



**AMERICAN
LEAK
DETECTION**

THE ORIGINAL LEAK SPECIALISTS™

Chapter Speakers Schedule for 2020

Chapter Supporters - We have featured speaker spots available for 2020.

This is the schedule as planned, thus far. If you are a chapter supporter and would like to speak during one of the available months, or if you are a member with suggestions for speakers or topics, please email Tom Pliczka at service@rosevillepoolservice.com

Planned Meeting Schedule - 2020

Jan - Dark	July - Dark
Feb - Pool & Hot Tub Alliance	Aug - Cancelled
March - Fluidra	Sept - Available
April - Cancelled	Oct - American Leak
May - Cancelled	Nov - Available
June - Cancelled	Dec - Christmas Party

Pool Covers Inc.

Lic. # 497489

Specialists In Safety Swimming Pool Products
707-864-6674

THANK YOU

YOU CAN GET CASH!



with *Pool Covers, Inc.*

GETTING Cash Is Easy!!

Just refer a customer to us that is interested in the highest quality pool safety products on the market today.

We make the sale... you get the cash!

Must Mention Flyer When Calling In Referral!

- ❖ Automatic Pool Covers = \$350
- ❖ Man Fastener/Track Man = \$200
- ❖ Unit Conversions = \$200
- ❖ Recovers = \$150
- ❖ Spa Covers = \$50

BURKETT'S

POOL PLASTERING, INC.

Specializing in Pool Remodeling

Put our experience to work for you!

More than 40,000 pools plastered and over 15,000 fully remodeled!

We specialize in:


- Waterfalls, Water Features and Spa Additions
- Professional Masonry and Tile
- Concrete Deck Removal and Replacement
- Pool Shallowing and Acapulco Bench Additions
- BBQ Islands, Grills, Fire Pits
- Pool and Spa Replumbing, Skimmer Replacement
- Energy Efficient Equipment and Solar Heating
- Automatic Pool Covers and Fabric Replacement
- Plumbing and Leak Repair Services

All work completed in-house



In 1989, Rob Burkett launched Burkett's Pool Plastering with three employees and his wife Dianne, running the home office. Today, we've grown to more than 200 employees who are dedicated to creating your ultimate backyard environment. When it comes to pool renovation and resurfacing, we're here to exceed your expectations. With competitive pricing and crews that take pride in their work, we treat your family like our family.

Let us help you begin the discovery of your new backyard today!



Call today! (800) 517-3115 or visit www.burkettspoolplastering.com

SDX2 HIGH FLOW SAFETY DRAIN

WHEN SAFETY MATTERS MOST OF ALL.

THE ORIGINAL SUPPLESS
VGB COMPLIANT
HIGH FLOW SAFETY DRAIN

From Outdoor Pools to Indoor Surfaces

Sodium Hypochlorite Is Available for Multi-Use Sanitization of Homes and Offices

Recommended for Bathrooms, Floors and Nonporous Non-Food Contact Surfaces

Household Bleach [Sodium Hypochlorite] Can Be Used for Disinfecting Home Surfaces, according to the CDC

The Centers for Disease Control and Prevention (CDC) recommends the following for homes to help prevent the spread of COVID-19.*

Clean and Disinfect

- Clean and disinfect frequently touched surfaces daily. This includes tables, doorknobs, light switches, countertops, handles, desks, phones, keyboards, toilets, faucets, and sinks.
- If surfaces are dirty, clean them. Use detergent or soap and water prior to disinfection.
- Then, use a household disinfectant. Most common EPA-registered household disinfectants will work.

Surface Sanitization

Diluted household bleach solutions may be used if appropriate for the surface.

- Check the label to see if your bleach is intended for disinfection, and ensure the product is not past its expiration date. Some bleaches, such as those designed for safe use on colored clothing or for whitening, may not be suitable for disinfection.
- Unexpired household bleach will be effective against coronaviruses when properly diluted.
- Always follow the manufacturer's instructions for application and proper ventilation. Never mix household bleach with ammonia or any other cleanser.
- Leave solution on the surface for at least 1 minute.

*According to CDC.gov guidance about "Cleaning and Disinfecting Your Home," as of 4/27/20

Keeping your Water safe and clean since 1964

How to Make a Bleach Disinfecting Solution

According to CDC Recommendations

Keeping your Water safe and clean since 1964

Mix 5 tablespoons (1/3 cup) bleach per gallon of water OR 4 teaspoons bleach per quart of water.

Please visit CDC.gov/Coronavirus and click on How to Protect Yourself and then "Cleaning and Disinfecting Your Home" for more guidance.

Regular household bleach is liquid sodium hypochlorite and is available in several strengths for many household and industrial uses.* The CDC recommendation for making a disinfecting solution assumes a 6% strength household bleach.

*HASA Sani-Clor® is a 12.5% strength sodium hypochlorite bleach that has been used in swimming pools to sanitize and disinfect since 1964. It consists of the same molecule used to make store bought household bleach. The difference is that it is manufactured at a higher concentration. It can be used to make a disinfection solution for indoor use as recommended by the CDC.

The CDC recommended bleach doses shown above would simply be cut in half to make the bleach solution from 12.5% sodium hypochlorite. For best results, always follow the EPA registered label instructions for the product that is used for dilution.

Table of Liquid Measurements	1 Tbsp. = 3 tsp.	1 cup = 8 fl.oz.	1 qt. = 2 pt.	3.79 liters = 1 gal.	128 fl.oz. = 1 gal.
	2 Tbsp. = 1 fl.oz.	2 cups = 1 pt.	4 qt. = 1 gal.	29.57 ml = 1 fl.oz.	32 fl.oz. = 4 cups

For more information, please visit HASAPool.com

HASA Sani-Clor®

Alternate Use Instructions for Sanitization of Nonporous Non-Food Contact Surfaces

Active Ingredient:
Sodium Hypochlorite: 12.5%
Other Ingredients: 87.5%
Total: 100.0%

KEEP OUT OF REACH OF CHILDREN
Manufactured by:
Hasa Inc., 2310 Grayton St., San Jose, CA 95130

PRECAUTIONARY STATEMENTS
HAZARD TO HUMANS AND DOMESTIC ANIMALS
DANGER: CORROSIVE: Causes eye damage. Irritates if swallowed or absorbed through skin. Do not get into eyes, on skin, or on clothing. Wear safety glasses, goggles, or face shield, protective clothing, and rubber gloves when handling this product. Wash thoroughly with soap and water after handling and before eating, drinking, chewing gum, using tobacco, or using the toilet. Remove and wash contaminated clothing before reuse. Avoid breathing vapors. Vapors from concentrated areas are toxic as possible. Do not store in well-ventilated areas.

ENVIRONMENTAL HAZARDS
This product is toxic to fish and aquatic organisms. Do not discharge effluent containing this product into lakes, streams, ponds, irrigation canals or other waters unless in accordance with the requirements of a National Pollution Discharge Elimination System (NPDES) permit and the permitting authority has been notified in writing prior to discharge. Do not discharge effluent containing this product to sewer systems without previously notifying the local sewage treatment plant authority. For guidance, contact your State Water Board or Regional Office of the EPA.

PHYSICAL AND CHEMICAL HAZARDS
STRONG OXIDIZING AGENT: May irritate water according to label directions. Do not mix with other chemicals. Mixing this product with chemicals (e.g., ammonia, acids, detergents, etc.) or organic matter (e.g., urine, feces, etc.) will release chlorine gas, which is a choking gas, toxic, and may cause death.

STORAGE AND DISPOSAL
STORAGE: Keep this product in a tightly closed, vented container, when not in use. Store in a cool, dry, well-ventilated area, away from direct sunlight and heat to avoid deterioration.

CONTAINER DISPOSAL: In case of spill, flood, or other large quantities of water, product or container that cannot be used should be discarded in water before disposal in a sanitary system.

CONTAINER HANDLING: Suitable containers should be discarded with periodic only. Do not reuse this container for any other purpose. This is toxic or irritant for recycling if available.

DIRECTIONS FOR USE
It is a violation of Federal law to use this product in a manner inconsistent with labeling.

DISINFECTION OF NONPOROUS NON-FOOD CONTACT SURFACES
RINSING METHOD: Prepare a disinfecting solution by thoroughly mixing 6 fl.oz. of this product with 10 gallons of water to provide approximately 100 ppm available chlorine by weight. Clean equipment surfaces in the normal manner. Then, use one of the surfaces thoroughly with the disinfecting solution, maintaining contact with the solution for at least 10 minutes. Do not rinse equipment with water after treatment and do not wash equipment overnight.

DISINFECTING METHOD: Prepare a disinfecting solution by thoroughly mixing 100 ppm available chlorine by weight. Clean equipment in the normal manner. Then, use one immersion tank, 6 fl.oz. of this product with 10 gallons of water to provide approximately 100 ppm available chlorine by weight. Clean equipment in the normal manner. Then, use one immersion tank in the disinfecting solution for at least 10 minutes and allow the solution to drain. Do not rinse equipment with water after treatment.

LAUNDRY SANITIZERS
HOUSEHOLD LAUNDRY SANITIZERS
HOUSEHOLD LAUNDRY: Thoroughly mix 2 fl.oz. of this product to 10 gallons of washwater to provide 200 ppm available chlorine. Wash 5 minutes, then add soap or detergent. Immerse laundry for at least 15 minutes prior to starting the wash cycle.

INDUSTRIAL LAUNDRY: Thoroughly mix 2 fl.oz. of this product to 10 gallons of washwater to provide 200 ppm available chlorine. Wash 5 minutes, then add soap or detergent. Immerse laundry for at least 15 minutes prior to starting the wash cycle.

	FIRST AID
IF IN EYES:	• Hold eye open and irrigate with clean water for 15-20 minutes. • Remove contact lenses, if present, after the first 5 minutes, then continue irrigating. • Call a poison control center or doctor for treatment advice.
IF ON SKIN OR CLOTHING:	• Take off contaminated clothing. • Shower immediately with plenty of water for 15-20 minutes. • Call a poison control center or doctor for treatment advice.
IF INHALED:	• Move person to fresh air. • If person is not breathing, call 911 or an ambulance, then give artificial respiration, preferably mouth-to-mouth, if possible. • Call a poison control center or doctor for further treatment advice.
IF SWALLOWED:	• Call a poison control center or doctor immediately for treatment advice. • Have person sip a glass of water if able to swallow. • Do not induce vomiting unless told to do so by a poison control center or doctor. • Do not give anything by mouth to an unconscious person.

NOTE TO PHYSICIAN
Place the product container or label with the following information on container or doctor, or giving to physician. This may also be placed on 1-800-424-9293 for emergency medical treatment information.

Probable maximal damage may occur due to the use of this bleach.



Become an Orenda Certified Operator

More visibility = More clients

Orenda has launched its first-ever [Orenda Locator](#) map on their website. This locator shows homeowners local service professionals, retail stores and pool startup technicians in their area. Homeowners who find Orenda online are looking for someone LIKE YOU to convert their pool into an Orenda Pool (and maintain it that way). This locator shows them a **vetted list of pool pros in their zip code**, displayed on a map.

[Apply Online Here](#)

Improve your ranking on the Orenda Locator by passing **Orenda Academy™ and Orenda Academy: Four Pillars™**. It's free to join the Orenda Locator, but spots are not guaranteed, every applicant is vetted personally by Orenda. Expect a phone call interview. To qualify, you must know how to implement **The Orenda Program™**. After all, these prospective customers are on the Orenda locator for a reason: they want the Orenda Program for their swimming pool!



We're proud to have been installing
SOLAR POOL HEATING
systems for *almost 4 decades*.

REFERRAL FEES AVAILABLE!
Solar Pool Heating • Solar Electric
Solar Hot Water • Superior Service
Call Jack Stanger: (916) 802-1830
AZTECSOLAR.COM



SunUp - Swimming Pool Solar

- The SunUp panel is manufactured by UMA Solar, the # 1 manufacturer of swimming pool solar panels in the world!
- Designed to resist hurricane force winds
- One piece "over molded" construction of the header and tubes eliminates welds and leaks
- Patented individual tube design allows for expansion and contraction, eliminating cracks and leaks
- Innovative mounting hardware eliminates the need for rubber hoses, metal clamps and multiple straps across the panel which will reduce the number of roof penetrations

*PLEASE CONTACT JOHN KIES – ELM DISTRIBUTION (916) 342-0782

HAYWARD

AquaVac® 6 Series
Robotic Pool Cleaners

SPINTECH™ FILTERLESS TECHNOLOGY
FOR CONSTANT SUCTION POWER



EXPERT LINE | PREMIUM PRODUCTS | LONGER WARRANTY | ONLY FROM POOL PROS

EASY CARE
USA

Pool Care Made Easy™

The Ultimate Pool Water and Surface Protection Program



Pooltec® 3-in-1 Pool Water Treatment
(algaeicide-clarifier-chlorine booster)

- Easiest way to keep pool water pristine clean, crystal clear and algae-free with little or no effort.
- Kills and prevents green, yellow and black algae.
- Creates ultra-clear pool water.
- Boosts chlorine effectiveness.
- Only 4 to 6 oz. weekly per 10,000 gallons.

Beautec® Scale-Stain-Scum-Salt Cell Controller
(multi-scale, multi-stain, salt cell and oil/scum control)

- Prevents both soft & hard scale, stains and oil/scum buildup.
- Removes waterline oil-scum and calcium buildup.
- De-scales salt cell generators and keeps them clean.
- Strong protection to keep pool surfaces clean and beautiful.
- Only 1 to 2 bottles per year per 10,000 gallons.

Tel: 1-559-299-7660 Toll-Free: 1-800-289-766

www.easycarewater.com

PURCHASE BETWEEN
March 16, 2020 – September 7, 2020

Polaris

\$200 SAVINGS

ON POLARIS PRESSURE-SIDE
POOL CLEANERS



... GET A \$200 REBATE ...
on the Polaris Quattro® Sport



... GET A \$200 REBATE ...
on the Polaris 3900 Sport


Offer applies only to Polaris Quattro Sport
and Polaris 3900 Sport; terms and conditions apply.

PENTAIR

**SCORE BIG WITH
THE TRIPLE PLAY
PROMOTION!**

From May 26 through July 26, the more Pentair products
you buy, the BIGGER your rebates. Game on!

HOW IT WORKS



PENTAIR.COM

See reverse side for program details.


AUGUST 2020



SUN	MON	TUE	WED	THU	FRI	SAT
						1
2	3	4	5	6	7	8
9	10	11	12	13	14	15
16	17	18	19	20	21	22
23	24	25	26	27	28	29
30	31					

Santa's Summer Get Away - Canceled

SEPTEMBER 2020

SUN	MON	TUE	WED	THU	FRI	SAT
		1	2	3	4	5
6	7 LABOR DAY	8	9	10	11	12
13	14	15	16	17	18	19
20	21	22 	23	24	25	26
27	28	29	30			



Insurance Membership Education Networking Friendship

www.cvipssa.com

www.facebook.com/CapitalValleyIpssa

Newsletter Editor:

Mike Assenza

Phone: 916-837-8525

mike@rivercitypoolcare.com

Chapter Mailing Address:

Capital Valley IPSSA

P.O. Box 1944

Orangevale, CA 95662

Capital Valley IPSSA Chapter - Board of Directors

Scott Houseman, President (916) 638-4100 scott@leisuretimepool.com

Bill Palmer, Vice President (916) 202-6389 bill@allamericanpools.org

Jim Severin, Secretary (916) 723-4689 deltabreezepoolservice@yahoo.com

Jack Emlay, Treasurer (530) 644-7750 jjemlay@comcast.net

Other Important Contacts

Mike Assenza Membership (916) 837-8525 mike@rivercitypoolcare.com

Tom Pliczka Program Chairman (916) 791-1221 service@rosevillepoolservice.com

Mike Assenza Newsletter (916) 837-8525 mike@rivercitypoolcare.com

Marian Pliczka Website service@rosevillepoolservice.com

David Hawes Region 1 Director (925) 828-7665 info@hhpools.com

Rose Smoot IPSSA Corporate (888) 360-9505 x2 rose@ipssa.com

IPSSA Member Services (888) 360-9505 x1 memberservices@ipssa.com

Insurance Billing Cramer & Associates (844) 574-1134 insurance@cramercpa.com

HUB Insurance Info & Certificates (800) 833-3433

Carole Dittmer FPSIE Education Center (916) 922-8895 carole@fpsie.org

Pool & Hot Tub Alliance (703) 838-0083 service@phta.org

Chapter Standing Rules at www.cvipssa.com



Thank you from Capital Valley IPSSA Chapter!

Please get to know our Chapter Supporters

They are here to help you be your best

Chapter Supporters	Contact	Phone	Email
American Leak Detection	Monte Routon	(916) 331-6443	monte@americanleakdetect.com
Aztec Solar	Jack Stanger	(916) 853-2700	jack@aztecsolar.com
Burkett's Pool Plastering	Jason Steenburgh	(209) 595-6016	burkettsjason@gmail.com
Blake Sales Associates	Brian Duyanovich	(916) 529-0806	bduyanovich@blakesales.net
Contractors State License Schools	Stephanie Williams-Malik	(888) 330-3346 ext 112	stephaniew@cslscorp.com
Cramer & Associates, CPA	Jay Lang	(916) 864-4272	jay@cramercpa.com
Deck-O-Seal	Patrick Raney	(916) 806-8924	praney@wrmeadows.com
EasyCare Products	Rodney MacDowell	(925) 222-8557	rmacdowell@easycarewater.com
ELM Distribution	John Kies	(916) 342-0782	john@elmdistribution.com
Fluidra	Nic Benny	(916) 599-4369	nbenny@fluidra.com
Hasa Chemicals	Dave Shepard	(916) 949-2662	daveshepard@hasapool.com
Hayward Pool Products	Ryan O'Riley	(916) 880-0174	roriley@hayward.com
Leisure Supply	Roger Jones	(916) 614-9500	rejones@kellersupply.com
Natural Chemistry	Charlie Tuttle	(302) 345-5435	charlie@ncbrands.com
Paramount Pool & Spa Systems	John Anderson	(925) 595-7516	janderson@1paramount.com
Pentair	Lorne Early	(916) 284-9774	lorne.early@pentair.com
Pentair	Darrin Dillree	(530) 301-1579	Darrin.dillree@pentair.com
Pool Covers, Inc.	Cheryl MacLennan	(707) 864-6674	cmaclennan@poolcoversinc.com
Pool Time Plaster and Tile	Joe Pagluica	(916) 601-8600	joepooltime@aol.com
Ray-Pak	Matt Anderson	(916) 767-8185	Matt.Anderson@raypak.com
SCP, Rancho Cordova	Jordon Reynolds	(916) 501-7825	Jordan.reynolds@scppool.com
SCP, Rocklin	Ernie Weigum	(916) 408-2700	ernest.weigum@poolcorp.com
SCP, Sacramento	Mitch Miles	(916) 257-2669	mitchell.miles@poolcorp.com
Superior Pool Products	Doug Anthony	(916) 416-9344	douglas.anthony@poolcorp.com
Thornburg Enterprises, Inc.	Kirk Wissbaum	(503) 804-9303	Kirk_w@bcsreps.com
United Chemical Corporation	Rick Hild	(951) 818-5852	r.hild@unitedchemicalcorp.com
Valley Leak Detection	Jeff Smith	(916) 532-2162	valleyleakdetection@gmail.com

Chapter Supporters that are interested in submitting an article or news, please e-mail info and artwork to mike@rivercitypoolcare.com. The deadline is the 25th of the month for the following months issue.